

New Child Safety Legislation:

From 2009-2019, six young children were strangled to death by cords on window blinds. These deaths were tragic and preventable. To protect the young children of New Zealand and prevent a similar tragedy from occurring again, the New Zealand Government is planning to introduce legislation adapting the Australian corded window covering safety standards. There will be stricter guidelines on supplying and installing corded window coverings such as blinds and shades.

Aspect's Key Messages

At Aspect, we acknowledge the threat that corded window coverings pose to children across New Zealand and fully support the new safety standards that are being put into place. We've revised the specifications for some of our products to meet the new legislation in the hope that we can help keep Kiwi kids safe.

As always, we at Aspect are committed to manufacturing and distributing only high-quality products with your clients' safety, convenience, and well-being at the forefront of our minds. We hope this shows in our dedication and approach to complying with these new laws.



Aspect Policy:

In order to comply with the new safety standards that will be put into place regarding corded window coverings, Aspect will:

- Provide a safety cord guide or cleat, necessary screws, and an installation guide sheet with all our blinds
- Attach a swing tag on the potential cord strangulation hazard to every blind
- Add warning labels on blinds packaging.

Additionally, we will also:

- No longer offer chained bottom weights on vertical blinds
- Create a training video on how to install a child safety cord guide
- Add a dedicated child safety page on the Aspect Blinds & Shutters website
- Remove the metal link / buckle on tilting cords from PVC and Marupa blinds
- Train our account managers on the new legislation
- Add breakaways cords for PVC and Marupa venetian blinds
- Provide cord connectors with all roller blinds

For more information:

Please refer to the Product Safety New Zealand website - Blinds and window shades with cords.

You can also find the detailed description of the Australian safety standards for corded internal window coverings on the Product Safety Australia website - Blinds, curtains and window fittings.

www.aspectliving.co.nz



Child safety on corded window coverings

Safety Standards



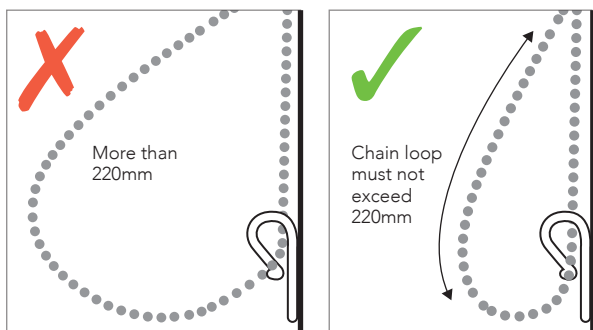
Installation

Cords must be installed so that a 220mm long loop cannot be made at or under a height of 1600mm above floor level.

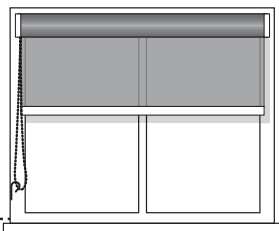
This can be achieved by installing a cord guide or cleat.

- Cleats must also be installed at a minimum height of 1600mm above floor level.
- Cord guides can be installed under 1600mm provided that they are able to withstand 70N of force for at least 10 seconds without budging.

Chain Loop Length



Installation height



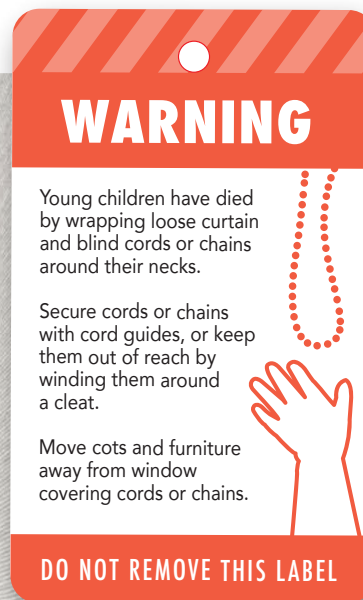
Chain tensioner must be used if the chain is less than 1600mm above the floor



Labelling

Installers must label the corded window coverings they have installed with their name and the contact details of either themselves or the company responsible for installation.

In order to make this easier for your installers, we will provide a warning swing tag about potential strangulation hazards. On the back of this tag, we will leave a section blank for your installers to write their details.



Ensure that any warning label or swing tag supplied with the corded internal window covering remains attached to the cord.



Installation Tips:

- When installing both the blinds and cord guides or cleats into your clients' homes, ensure that the cord guide/cleat is inaccessible from any climbable object that may be in reach of young children. This includes chairs, sofas, tables, and cots. If no such area is available, advise your clients to consider cordless options (e.g. motorised blinds).
- When installing a cord guide into the window frame, ensure that the chain is well-secured but still easy to operate. If a chain connector is present, ensure that the cord guide is not installed in such a way that makes it impossible for the chain connector to pass through.
- Please inform your customers who have or are planning to have young children about motorisation or other cordless alternatives. Additionally, inform them about proper operation and stowing away of cords if they opt for a cleat.
- Heavily stress the importance of not removing the swing tag from the installed blind, regardless of whether they have children.